


Roots

REFLECT FOR SCHOOLS

Helping children to explore faith
and the Bible, together.

Palm Sunday: **What kind of king is Jesus?**



GET STARTED

The king is coming

Display some images of the Coronation of King Charles III.

Ask the children:

- What might it be like to meet a king?
- How would you prepare?
- What would you say and wear?
- How would you greet a king and how would you feel?

SHARE A STORY

Read : Mark 11:1-11 <[Children's Bible story link](#)>

Invite children to **act out the story**, with props and parts for Jesus, the disciples, some bystanders and the crowd.

<[script link](#)>

EXPLORE TOGETHER

Welcoming the King

Create palm leaves from (green) paper. Children can write 'Hosanna' and other praise words on their leaf for a display.

Discuss:

- Have you ever been in a big crowd waiting for something exciting to happen?
- What do you think the people thought, about seeing Jesus arriving on the donkey?
- Why do you think Jesus chose a donkey? How does that make you feel about Jesus?

RESPOND

Play '[Jesus is the King](#)', [Cool Worship Kids](#).

<https://www.youtube.com/watch?v=oLA11TuEpN8>

Wave palm leaves if you made them.

Heavenly King, this week
help us to live as your children,
and celebrate you every day of our lives.

Amen.

MARK 11:1-11

Jesus sends two disciples to fetch a donkey for him to ride. As Jesus rides towards Jerusalem, bystanders greet him with shouts of joy. Some spread their cloaks, and others place leafy branches on the road, as he passes by. When he reaches Jerusalem, Jesus goes immediately to the Temple. After looking round, he and his twelve disciples withdraw to Bethany for the night.



- What different kind of king might Jesus have been?
- What kind of welcome might Jesus get in today's world?

Roots

REFLECT FOR SCHOOLS

Helping children to explore faith and the Bible, together.

Creation: **God shakes things up**

GENESIS 1:1-5

In this description or imagining of creation, before God creates the heavens and earth, there is only a formless void, complete darkness and endless water. God's first act is to create light, and then to separate light from dark, day from night – the first day.

GET STARTED

Follow the voice

You will need: blindfolds (optional).

Divide the children into pairs explaining that one of them will be blindfolded or have their eyes shut as the other uses just their voice to guide them round. Ask some adults to shout out and try to lead them off course. Can they listen to the right voice? Today we discover the importance of God's voice at the beginning.

SHARE A STORY

You will need: large sheet of dark paper, white and yellow chalks.

- Take a large sheet of dark paper and point to it as the story begins. Lightly run a white chalk over it as the Spirit of God moves. Add flashes of yellow chalk as light appears.
- Colour one side white and yellow and label it 'Day'.
- Label the other side 'Night'.

Read : [Genesis 1:1-5](#) <Children's Bible story link>

EXPLORE TOGETHER

Light pens

You will need: UV pen and light, or lemon juice and candle, white paper • Write 'Let There Be Light' in lemon juice or UV pen onto a sheet of white paper. Shine a UV light to reveal the UV message or demonstrate using the light of the candle (the heat) to reveal the lemon juice message. Today we discover that God brings light that which illuminates and reveals.

RESPOND

Sit together in a dark room with a selection of torches, LED candles or other lights. Ask the children to reflect on one way they would like God to shake things up/ bring change or order. When they think of it, they can ask God in prayer and switch on their light.

Creator God,
Every new beginning begins with one step, a choice.
Let us be shaken by your power.
Amen.



- If you made a snow globe, what would you put in it?
- If you could shake the world and start over, what would you want to see change?
- What can you do to help your vision take a step towards happening?

Roots

REFLECT FOR SCHOOLS

Helping children to explore faith and the Bible, together.

The Ten Commandments: **God's framework for living**

GET STARTED

Rules

Play a game, with rules everybody knows, such as 'Rock, Paper, Scissors'. The rules are important to make playing fun and fair. Ask the children about rules in your school.

- Are they written down?
- How does everyone know how to behave?
- What rule or advice would you give to a new pupil?

SHARE A STORY

You will need: 10 jenga or building blocks.

Share the 10 blocks among the children and invite them to place them into a central tower as each of the ten commandments are read out in your story.

Read : Exodus 20:1-17 [<Children's Bible story link>](#)

EXPLORE TOGETHER

A picture reminder

Offer children a piece of A4 paper, which they should fold lengthwise. Invite them to write 'Love God' at the top of one half and 'Love Others' on the other side.

As they reflect on the commandments invite them to draw ways to show love for God on the left and ways to show love to others on the right.

Discuss:


- Is it more difficult to love God or other people?
- How can we make the world a better place by showing love?
- Do rules help us love? How or how not?

RESPOND

Place the tower of blocks in the middle of the group and ask: the children to quietly reflect: What do you think is most important commandment? Do you find it easy to follow all the 10 commandments? It's good to remember God forgives us when we fail and can help guide us to make good choices.

Holy Spirit, fill us with your power and love. Help us to do what is right, to follow your leading, and to share your love with everyone.

Amen.



EXODUS 20:1-17

After their long journey through the wilderness, the Israelites have reached Mount Sinai. The time has come for a fresh start with God, and Moses ascends Mount Sinai, where he receives the Ten Commandments from God. The first three speak of the relationship between God and God's people; the other seven speak of how relationships play out in the life of the community.



TALK TOGETHER & TALK TO GOD

- What is the best rule you've heard of?
- What is the worst rule? Why is it bad?
- Do you think the Ten Commandments are helpful rules? Would you add or take any away?

Roots

REFLECT FOR SCHOOLS

Helping children to explore faith
and the Bible, together.

King Solomon: Receiving wisdom as a gift

GET STARTED

Solomon says

- God describes wisdom as knowing the difference between right and wrong. How easy is it to tell the difference between right and wrong instructions?
- Play a game of 'Solomon Says' (same rules of Simon Says)
- Reflect together: Is it always easy to identify the right thing to do in the moment?

SHARE A STORY

Read : 1 Kings 2:10-12, 3:3-14 <Bible story link>

Suggested Props: a large gift box containing 'wisdom' (a book with 'wisdom' written on the front); riches (a bag of coins); honour (a trophy or certificate); a long life (90th birthday card). Bring out the box at the beginning and explain that in today's story, Solomon asks for a gift – invite guesses as to what's in the gift box.

Read the story and take each gift out of the box as it is mentioned towards the end of the passage.

EXPLORE TOGETHER

Ask Solomon

You will need: a few 'agony aunt' problems, paper, pens.

- Solomon is known in the Bible for using his wisdom to help solve problems. Think about what wisdom might help in these situations. Share some 'problem letters', e.g. 'I've fallen out with a friend from school'; 'I've upset someone and need to make it up to them.'
- Encourage children to work together to write a reply to one of the letters, using some of their own wisdom to work out what might help. What do they think God would say to each of the problems?

RESPOND

Think of a situation where you need wisdom and pray, asking God for it. Listen to 'W-I-S-D-O-M', by [Sovereign Grace Music](https://sovereigngracemusic.com/music/songs/w-i-s-d-o-m/).
<<https://sovereigngracemusic.com/music/songs/w-i-s-d-o-m/>>

Heavenly Father,
for the times we have not listened to good advice, forgive us.
For the times we have made selfish plans, forgive us.
Help us to be open to your wisdom. **Amen.**



1 KINGS 2:10-12, 3:3-14

David's 40-year reign comes to an end, and he is succeeded by his son Solomon. The new king goes to worship at the most prominent 'high place', where God appears to him in a dream and asks him what gift he would like. Solomon chooses an 'understanding mind' to help him govern as wisely as his father. God, pleased by this request, grants him this and more.



- If you had three wishes, what would they be?
- Who is the wisest person you know? And what do you admire about them?
- How can you help those around you grow in wisdom?

Roots

REFLECT FOR SCHOOLS

Helping children to explore faith
and the Bible, together.

Pentecost: The Holy Spirit poured out for all

ACTS 2:1-21

On the day of the Jewish festival of Pentecost, Jesus' disciples experience being filled dramatically with God's Holy Spirit. This power and life spills out into the whole of creation. Peter says that this is the culmination of many centuries of waiting for the fulfilment of God's promise, made known through Old Testament prophets.

GET STARTED

All in

- Have the children stand in as big a circle as possible.
- Ask them to take one step forward when they can answer 'yes' to your questions.
- Call out various questions, e.g. 'Who's wearing trainers/ has glasses/brown hair, etc., until everyone is gathered in the middle.
- Explain we are all different, but we are all included in God's plan. At Pentecost, the Holy Spirit came for all people, from all nations.

SHARE A STORY

- *Beforehand, learn the BSL sign for Holy Spirit.*
- *Teach the children how to sign 'Holy Spirit'. As you read the story, ask them to sign when they hear the name of the Holy Spirit or when there are the signs of the Holy Spirit, such as other languages, flames, and visions.*

Read : Acts 2:1-21 <link to Children's version of the [Bible story](#)>

EXPLORE TOGETHER

Popcorn

Witness the change that power can make


You will need: popcorn kernels, popcorn already popped

- Ask the children what they know about making popcorn. Show them the un-popped corn kernels and the popped corn. How did this change happen?
- Talk about the energy that is being put into the process through cooking . Out of it is coming a lot of heat and noise and the corn is changing. Point out that the corn does not all pop at the same time, but when it is ready.
- As you share the popcorn, explain that the Holy Spirit touches people with power if we allow and when we are ready and brings change.

RESPOND

At Pentecost everyone heard about Jesus in their own language. Play or sing along to a song that is saying the same thing in many languages, like The Blessing by Kari Jobe.

<https://www.youtube.com/watch?v=d48-qbcovVY>



TALK TOGETHER & TALK TO GOD

Discuss the theme, then bring your thoughts together in prayer.

- Sometimes when we're out and about we see people acting oddly. How does it make you feel?
- In the story, some people were amazed and others laughed. What do you think you would have done?
- How did the Holy Spirit change the disciples? (They went from hiding to bold, and they spoke in new languages)
- How might the Holy Spirit impact people today?